




















# Ann Arbor Senior Center Survey

1. Demographics:			
		Response Percent	Response Count
Female		72.0%	414
Male		28.0%	161
		<i>answered question</i>	<b>575</b>
		<i>skipped question</i>	<b>32</b>

2. What community are you a resident of?			
		Response Percent	Response Count
City of Ann Arbor		75.3%	452
Ann Arbor Township		3.5%	21
Ypsilanti		2.5%	15
Saline		1.0%	6
Dexter		0.7%	4
Milan		0.0%	0
Chelsea		1.8%	11
Pittsfield Township		4.2%	25
Scio Township		5.3%	32
Other		6.3%	38
		<i>answered question</i>	<b>600</b>
		<i>skipped question</i>	<b>7</b>






3. Age range:			Response Percent	Response Count
30 to 40			5.7%	34
40 to 50			11.1%	66
50 to 60			11.4%	68
60 to 70			23.8%	142
<b>70 to 80</b>			<b>26.1%</b>	<b>156</b>
80+			22.4%	134
			<i>answered question</i>	<b>597</b>
			<i>skipped question</i>	<b>10</b>











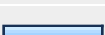
4. Do you currently use the Ann Arbor Senior Center?			Response Percent	Response Count
Yes			43.3%	257
No			56.7%	337
			<i>answered question</i>	<b>594</b>
			<i>skipped question</i>	<b>13</b>

5. If you answered no to #4. can you please tell us why you aren't using the Ann Arbor Senior Center?			Response Count
			607
			<i>answered question</i>
			<b>607</b>
			<i>skipped question</i>
			<b>0</b>

6. What would make you want to use the Ann Arbor Senior Center?		
		Response Count
		332
	<i>answered question</i>	332
	<i>skipped question</i>	275

7. Do you visit other centers and why?		
		Response Count
		535
	<i>answered question</i>	535
	<i>skipped question</i>	72

8. Do you feel changing the name from a senior center, to a more inclusive facility name, would attract a wider demographic to use the center?			
		Response Percent	Response Count
Strongly agree		13.9%	78
Agree		26.2%	147
<b>Indifferent</b>		<b>37.8%</b>	<b>212</b>
Disagree		17.3%	97
Strongly disagree		5.2%	29
		<i>answered question</i>	<b>561</b>
		<i>skipped question</i>	<b>46</b>

9. If you use the Ann Arbor Senior Center, what type of activities are you participating in?			
		Response Percent	Response Count
Bridge		38.0%	136
Concerts/Entertainment		15.9%	57
Dance		8.7%	31
Educational Classes		26.8%	96
Fitness		27.7%	99
Foreign Language Classes		9.8%	35
Lunch		14.0%	50
Trips		27.4%	98
Social Gatherings		22.6%	81
Viva		10.1%	36
Other		14.8%	53
		<b>answered question</b>	<b>358</b>
		<b>skipped question</b>	<b>249</b>






10. If you checked other, can you list the activities/classes.		
		Response Count
		84
		<b>answered question</b>
		<b>84</b>
		<b>skipped question</b>
		<b>523</b>

11. If you currently use the senior center, how many days on average are you there a week?			Response Percent	Response Count
1			57.4%	128
2			35.0%	78
3			10.8%	24
4			2.7%	6
5+			0.0%	0
			<i>answered question</i>	<b>223</b>
			<i>skipped question</i>	<b>384</b>











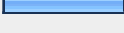



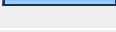

12. If you are not a current user, have you visited the center for a class or event in the past five years?			Response Percent	Response Count
Yes			46.9%	190
No			53.1%	215
			<i>answered question</i>	<b>405</b>
			<i>skipped question</i>	<b>202</b>

13. Would you be willing to pay an annual membership fee to use the senior center?			Response Percent	Response Count
Yes			67.9%	347
No			32.1%	164
			<i>answered question</i>	<b>511</b>
			<i>skipped question</i>	<b>96</b>

14. If the answer is yes, how much would you estimate you would be comfortable paying per year?

		Response Percent	Response Count
\$5 to \$10		22.8%	83
<b>\$10 to \$20</b>		<b>31.0%</b>	<b>113</b>
\$20 to \$30		28.0%	102
\$30 to \$40		8.5%	31
\$50+		14.3%	52
		<i>answered question</i>	<b>364</b>
		<i>skipped question</i>	<b>243</b>

15. What types of programs/activities would bring you to the senior center? Check all that apply.



		Response Percent	Response Count
<b>Educational</b>		<b>64.9%</b>	<b>292</b>
Social activities to meet singles		14.0%	63
Dinner/theatre activities		33.3%	150
Health/wellness		48.4%	218
Fitness		48.0%	216
Day trips		46.2%	208
Overnight excursions		16.2%	73
Intergenerational		16.4%	74
Volunteer opportunities		29.6%	133
Adventure activities (outdoors)		22.4%	101
Zumba & Dance lessons		18.0%	81
Concerts/entertainment		42.9%	193
Support groups		18.4%	83
Competitive sports		8.7%	39
Social sports		16.9%	76
Golf simulator lessons		8.9%	40
		<b><i>answered question</i></b>	<b>450</b>
		<b><i>skipped question</i></b>	<b>157</b>

16. Please share with us any other programs/activities that would bring you to the Ann Arbor Senior Center.		Response Count
		151
	<i>answered question</i>	<b>151</b>
	<i>skipped question</i>	<b>456</b>



17. What timeframes are most convenient for you to participate in these programs/activities? Check all that apply.						
	6 to 9 a.m.	9 a.m. to noon	noon to 4 p.m.	4 to 7 p.m.	7 to 11 p.m.	Response Count
Monday	11.2% (40)	46.8% (167)	<b>58.3% (208)</b>	26.1% (93)	27.7% (99)	357
Tuesday	10.8% (37)	50.6% (173)	<b>56.1% (192)</b>	26.0% (89)	28.7% (98)	342
Wednesday	11.0% (39)	48.2% (171)	<b>59.2% (210)</b>	25.6% (91)	27.6% (98)	355
Thursday	9.6% (33)	45.3% (155)	<b>60.2% (206)</b>	26.9% (92)	28.9% (99)	342
Friday	11.2% (39)	46.8% (163)	<b>58.9% (205)</b>	25.9% (90)	28.7% (100)	348
Saturday	14.0% (21)	50.0% (75)	<b>68.0% (102)</b>	44.0% (66)	30.7% (46)	150
Sunday	10.5% (15)	42.7% (61)	<b>70.6% (101)</b>	44.8% (64)	26.6% (38)	143
	<i>answered question</i>					<b>417</b>
	<i>skipped question</i>					<b>190</b>



18. Do you have any ideas/comments to help us enhance our programs/services at the Ann Arbor Senior Center. Please limit your words to 150. Thank you very much.		
		Response Count
		134
	<i>answered question</i>	134
	<i>skipped question</i>	473

19. Would you be interested in volunteering at the Ann Arbor Senior Center?			
		Response Percent	Response Count
Yes		21.1%	92
No		79.6%	348
		<i>answered question</i>	437
		<i>skipped question</i>	170

20. If you are interested in volunteering, please list any special talents/skills that you'd like to share?		
		Response Count
		78
	<i>answered question</i>	78
	<i>skipped question</i>	529

21. Would you be interested in learning about how to make a donation to the Ann Arbor Senior Center?			
		Response Percent	Response Count
Yes		18.3%	74
No		81.7%	331
		<i>answered question</i>	405
		<i>skipped question</i>	202

22. If you would like to be added to our mailing list or would like to learn more about the Ann Arbor Senior Center, please provide your contact information. Name: Address: E-mail:		
		Response Count
		194
		<i>answered question</i>
		<i>skipped question</i>
		194
		413